

MARCH 2024

GEMINI Pool 0

For marketing purposes

Return¹ in % by 31 March 2024

	March 2024	YTD	1 year	3 years p.a.	5 years p.a.	10 years p.a.
GEMINI Pool 0	0,54	0,64	3,61	0,25	0,85	1,40
Benchmark	0,44	0,54	3,73	0,36	0,79	1,53
Difference	0,10	0,09	-0,12	-0,11	0,06	-0,13

¹ GEMINI including asset management costs, benchmark excluding costs

Investment style

With no allocation to equities and a strong weighting in Swiss real estate, GEMINI Pool 0 is entirely focused on stability and on minimising price risks.

Features

Currency of account	CHF
End of financial year	31 December
Fund assets in m	46,44
Launch date	31 December 2009
Benchmark	Customized Benchmark
Total Expense Ratio ex-ante	0,54%

Key risk figures

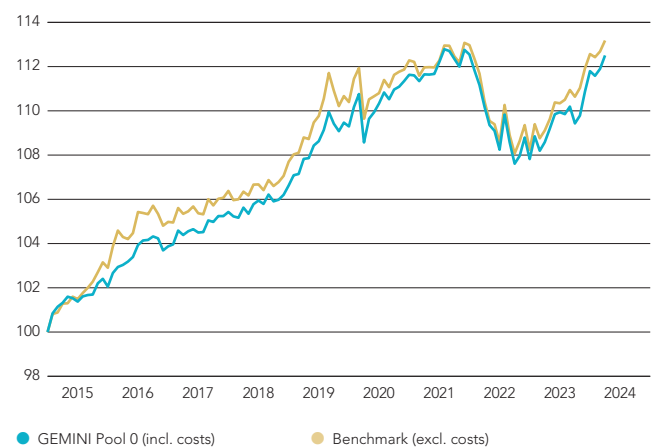
3 years

Annualised volatility (%)	2,23
Tracking error, annualised (%)	0,48
Alpha	-0,11
Beta	0,97
Sharpe ratio	-0,04
Information Ratio	-0,22
Correlation versus benchmark	0,98

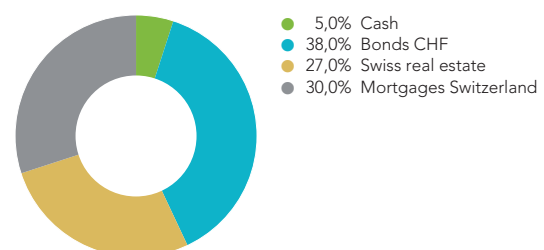
Required value fluctuation reserve in %

Obligatory portion	5,1
Over-obligatory portion	3,8

Performance



Asset allocation in %



For marketing and information purposes. The document is for marketing and information purposes only. The contents of the document have been carefully compiled. No liability or warranty are assumed as to the accuracy or completeness of the contents. Past return values are not indicative of their current or future development.

FEBRUARY 2024

GEMINI Pool 0

For marketing purposes

Return¹ in % by 29 February 2024

	February 2024	YTD	1 year	3 years p.a.	5 years p.a.	10 years p.a.
GEMINI Pool 0	0,28	0,09	3,42	0,17	0,87	1,38
Benchmark	0,23	0,10	3,61	0,33	0,83	1,52
Difference	0,05	-0,01	-0,19	-0,16	0,04	-0,13

¹ GEMINI including asset management costs, benchmark excluding costs

Investment style

With no allocation to equities and a strong weighting in Swiss real estate, GEMINI Pool 0 is entirely focused on stability and on minimising price risks.

Features

Currency of account	CHF
End of financial year	31 December
Fund assets in m	46,85
Launch date	31 December 2009
Benchmark	Customized Benchmark
Total Expense Ratio ex-ante	0,54%

Key risk figures

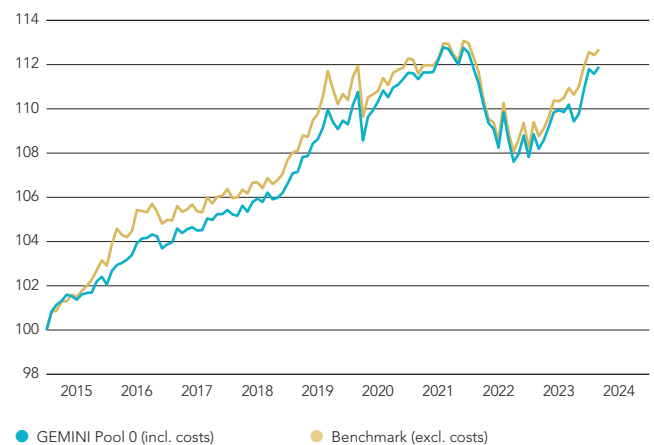
3 years

Annualised volatility (%)	2,22
Tracking error, annualised (%)	0,47
Alpha	-0,16
Beta	0,97
Sharpe ratio	-0,05
Information Ratio	-0,34
Correlation versus benchmark	0,98

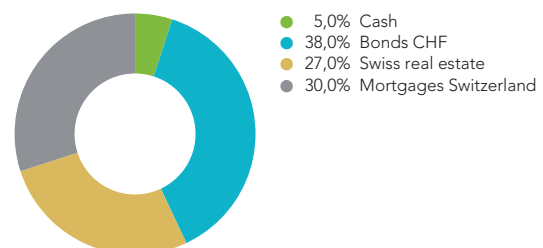
Required value fluctuation reserve in %

Obligatory portion	4,2
Over-obligatory portion	3,2

Performance



Asset allocation in %



For marketing and information purposes. The document is for marketing and information purposes only. The contents of the document have been carefully compiled. No liability or warranty are assumed as to the accuracy or completeness of the contents. Past return values are not indicative of their current or future development.

JANUARY 2024

GEMINI Pool 0

For marketing purposes

Return¹ in % by 31 January 2024

	January 2024	YTD	1 year	3 years p.a.	5 years p.a.	10 years p.a.
GEMINI Pool 0	-0,19	-0,19	2,51	-0,01	0,83	1,37
Benchmark	-0,13	-0,13	2,77	0,06	0,80	1,50
Difference	-0,06	-0,06	-0,26	-0,07	0,03	-0,13

¹ GEMINI including asset management costs, benchmark excluding costs

Investment style

With no allocation to equities and a strong weighting in Swiss real estate, GEMINI Pool 0 is entirely focused on stability and on minimising price risks.

Features

Currency of account	CHF
End of financial year	31 December
Fund assets in m	46,88
Launch date	31 December 2009
Benchmark	Customized Benchmark
Total Expense Ratio ex-ante	0,54%

Key risk figures

3 years

Annualised volatility (%)	2,21
Tracking error, annualised (%)	0,51
Alpha	-0,07
Beta	0,96
Sharpe ratio	-0,10
Information Ratio	-0,13
Correlation versus benchmark	0,97

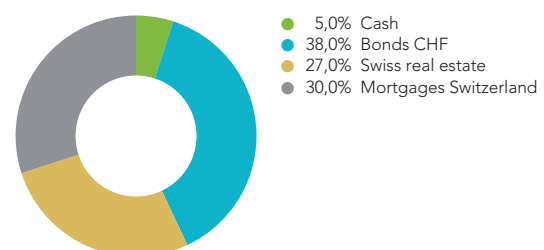
Required value fluctuation reserve in %

Obligatory portion	4,2
Over-obligatory portion	3,2

Performance



Asset allocation in %



For marketing and information purposes. The document is for marketing and information purposes only. The contents of the document have been carefully compiled. No liability or warranty are assumed as to the accuracy or completeness of the contents. Past return values are not indicative of their current or future development.